




**PASO A PASO  
COCHE  
TELEDIRIGIDO**


# PASO 1




# PASO 2




# PASO 3




# PASO 4




# PASO 5



# PASO 6



# PASO 7






# PASO 8




\*NO SALE EL ENGRANAJE, PERO SE NECESITA.


# PASO 9




# PASO 10




# PASO 11




# PASO 12



# PASO 13



# PASO 14



# PROGRAMACIÓN





**AHORA OS TOCA A  
VOSOTROS DISEÑAR  
LA PARTE DE ARRIBA  
DEL COCHE Y EL  
MANDO CON EL  
SENSOR DE  
INCLINACIÓN**

De Jana Beltrán Janés, Eva María Caballo,  
Jaime Fernández.